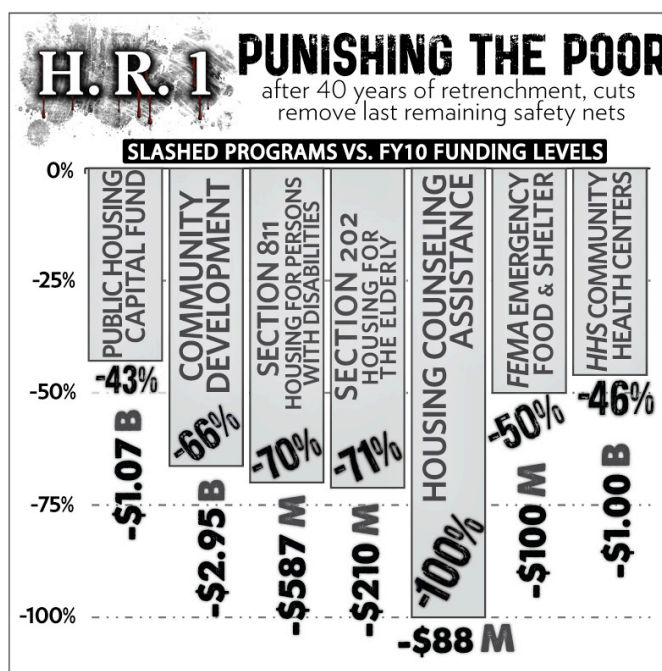


H.R. 1 Federal Budget Fact Sheet

What's At Stake

- \$60 billion total cuts to non-defense federal programs.
- Housing, health care, education, food, community legal services, and programs for low-income children, seniors, and people with disabilities under attack.
- \$5.5 billion in HUD cuts.
- \$2.95 billion cut to Community Development Fund.
- 63% or \$2.5 billion cut to Community Development Block Grants.
- 43% or \$1.072 billion cut to Public Housing Capital Fund.
- 71% or \$551 million cut to Section 202 housing for seniors.
- 70% or \$210 million cut to Section 811 housing for disabled people.
- \$149 million cut to Public Housing operating Fund.
- \$104 million cut to Section 8 Voucher Program.
- \$87.5 million cut to Housing Counseling Assistance's for people facing foreclosures.
- 50% cut to FEMA Emergency Food and Shelter grants.
- \$500 million cut to USDA Rural Development Programs.
- 46% or \$1 billion cut to HHS community health centers.
- \$70 million cut to Legal Services Corporation's for low-income legal aid.



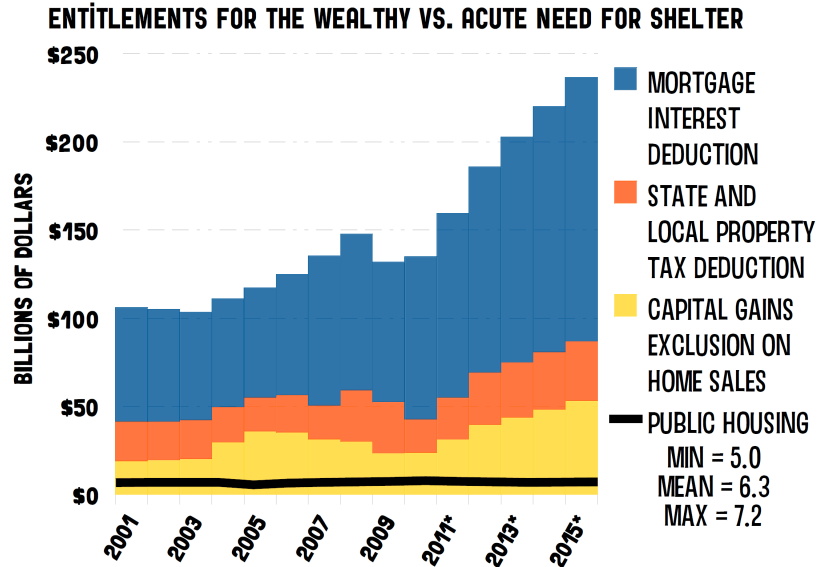
What We Demand

- Federal representatives join our communities in defeating these draconian cuts. It will take all of us working together across issues to secure just funding priorities.
- End wasteful wars, corporate bailouts, and tax breaks for the wealthy. Reinvest funding in social policies that benefit the majority of people.
- Replace mortgage interest deduction with 15% homeowner tax credit. Use \$400 billion recovered in revenue between over next 8 years to fund federal affordable housing programs.

Where The \$ Goes

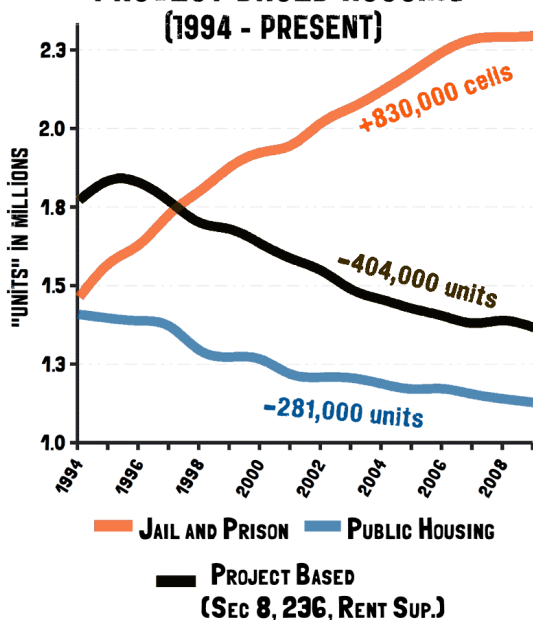
- Between 1980 & 2005, 80% of income gains went to richest 1%.
- Bush-era tax cuts added \$2.6 trillion to national deficit.
- Current cost of federal corporate bailout is more than \$1 trillion.
- 500 largest U.S. corporations cut 821,000 jobs while making \$391 billion in profits in 2009.
- The wars in Afghanistan and Iraq have cost over \$1 trillion.
- \$144 billion in homeowner tax breaks in 2008 – 75% benefiting those making over \$100,000 a year.

HOMEOWNER TAX BREAKS AND PUBLIC HOUSING



Housing Crisis

DECLINING STOCKS OF PUBLIC AND PROJECT BASED HOUSING (1994 - PRESENT)



- HUD affordable housing cut from \$77 billion in 1978 to \$31.5 billion in 2008.
- Over 500,000 public housing and Section 8 units have been lost since 1995.
- Contracts for another 335,000 project-based Section 8 units expire this year & 900,000 expire in next 5 years.
- 38,000 Section 515 rural affordable housing units built in 1979 and only 805 built in 2008.
- Over 3,800,000 foreclosures were filed in 2010.
- Before recession, only 38 affordable housing units for every 100 households in need.
- 15.5 million households or 54 million people are living doubled up.
- Up to 3.5 million people experience homelessness every year in the U.S.